

A large, abstract blue graphic on the left side of the slide, consisting of overlapping curved shapes in various shades of blue, resembling a stylized wave or a modern architectural element.

Optimierung von CIGS-Solarzellen

Reiner Klenk
Pablo Itzam Reyes-Figueroa
Guillermo Farias Basulto
Erik Waack
Ralf Haberecht


March 28th, 2019

- **Introduction to Cu(In,Ga)(S,Se)₂ solar cells**
 - Cu(In,Ga)(S,Se)₂ technology and advantages
 - Research on Cu(In,Ga)(S,Se)₂ solar cells
 - Solar cell fabrication process: PVcomB baseline
 - Characterization at PVcomB
- **Frameworks of industry-PVcomB collaboration**
 - National projects (TCO4CIGS, MyCIGS, NeuMaS, speedCIGS)
 - International projects (ACCESS)
 - Cooperation agreements
 - with equipment manufacturers (SMIT Thermal Solutions)
 - with module producers (AVANCIS),
- **Examples**
 - Dry Cd-free buffer for Cu(In,Ga)(S,Se)₂
 - Chalcogenization
 - Outdoor testing
- **Summary**

Photovoltaic market

- c-Si (thickness $>250\mu\text{m}$).
- Thin film technology: CdTe, Cu(In,Ga)(S,Se)_2 (thickness $<3\mu\text{m}$).
- Multijunctions, dye-sensitized, quantum dots...

Cu(In,Ga)(S,Se)_2 (CIGSSe) solar cell:



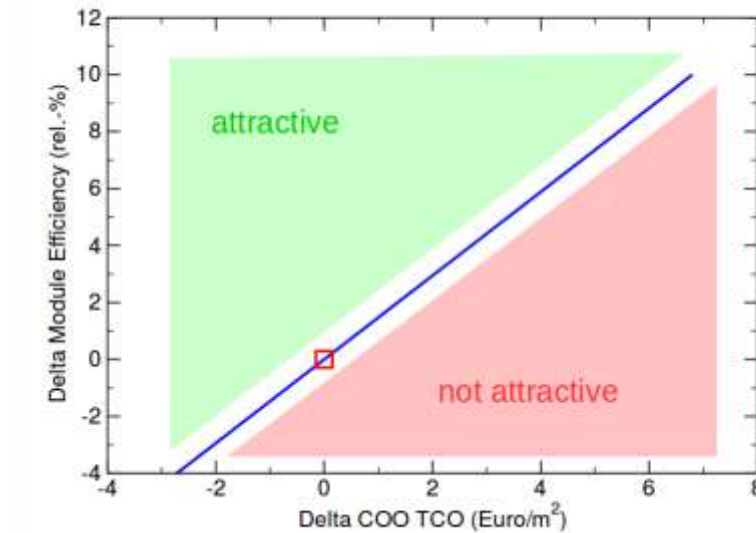
<https://cigs-pv.net>

Advantages:

- High performance : solar efficiency in lab: **23.35%** [1]
- Low CO2 foot-print production.
- Building-integration
- Deposition on various substrates (flexible).
- Fabricated by a large range of techniques.
- Reduced manufacturing cost.

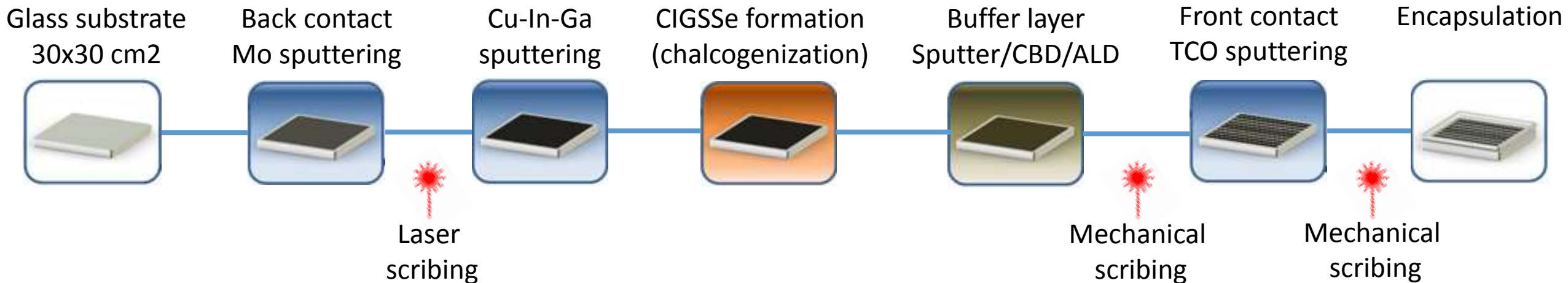
[1] Press release, Solar Frontier achieves world record thin-film solar cell efficiency of 23.35, Solar Frontier, 17th January, 2019.

- High Technology Readiness Level
- Focus of research topics
 - Translate demonstrated high lab efficiency into mass-producible, low-cost solar modules
 - Reduce environmental footprint
 - Increase conversion efficiency


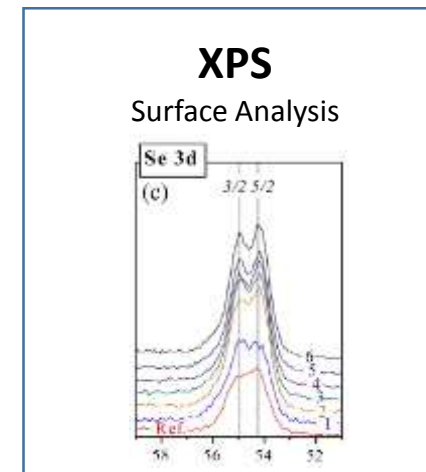
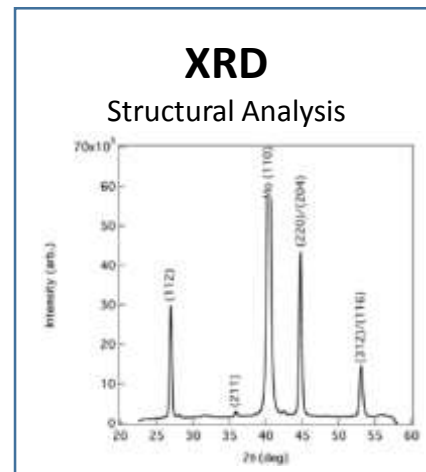
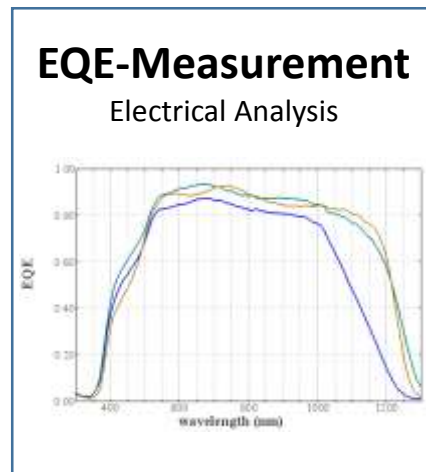
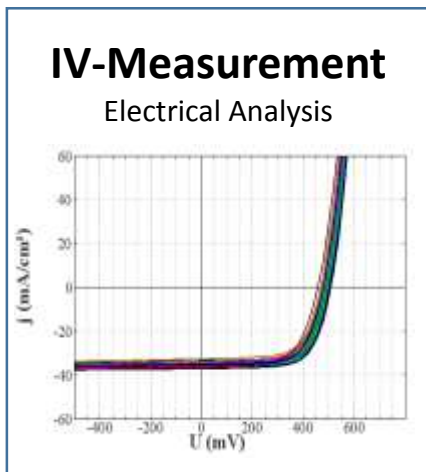
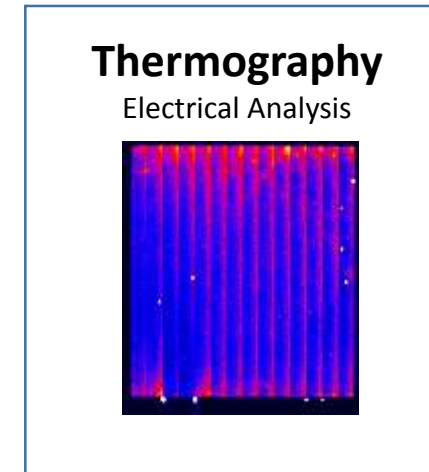

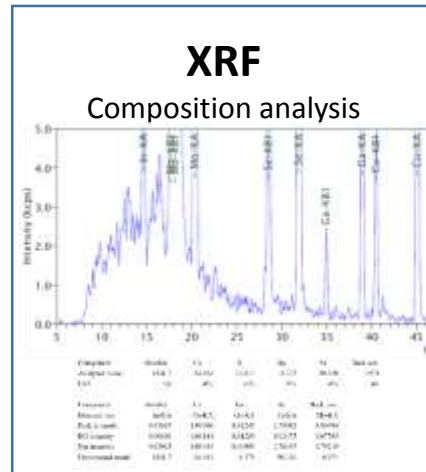
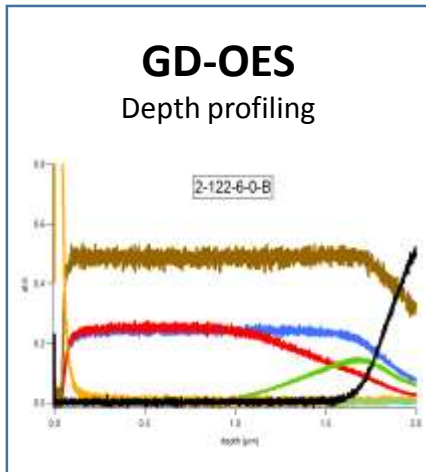


HZB approach and impact:

- Complete process sequences (baseline) and characterization => core lab
- Topics of relevance for industry addressing cost and efficiency
- Understand lab based approaches, adapt them to production requirements, scale-up and transfer them to industry
- Active role in consortia with academic and industrial partners



- Substrate: Sodalime float glass.
- Sputtering molybdenum back contact and Cu-Ga-In metallic precursors.
- CIGSSe formation in STS in-line atmospheric pressure tool:
 - Chalcogenization (selenium, sulfur).
- CdS buffer formation (sputtering, chemical bath deposition, atomic layer deposition) + i-ZnO (sputtered)
- ZnO:Al (sputtered)
- Standard module size 10x10 cm² and 30x30cm².



Also UV-Visible, Raman, among others.

National projects

- NeuMaS
- TCO4CIGS
- SpeedCIGS
- MyCIGS

Gefördert durch:



aufgrund eines Beschlusses
des Deutschen Bundestages



NICE
SOLAR ENERGY



International projects

- ACCESS



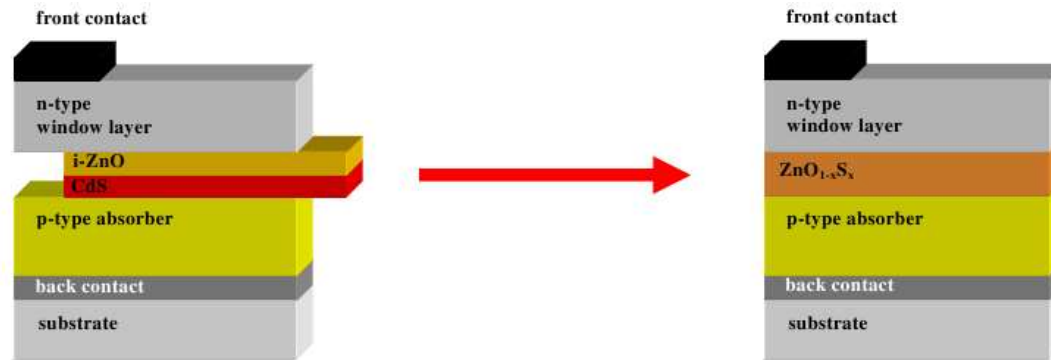
Cooperation agreements

- Feasibility studies
- Troubleshooting

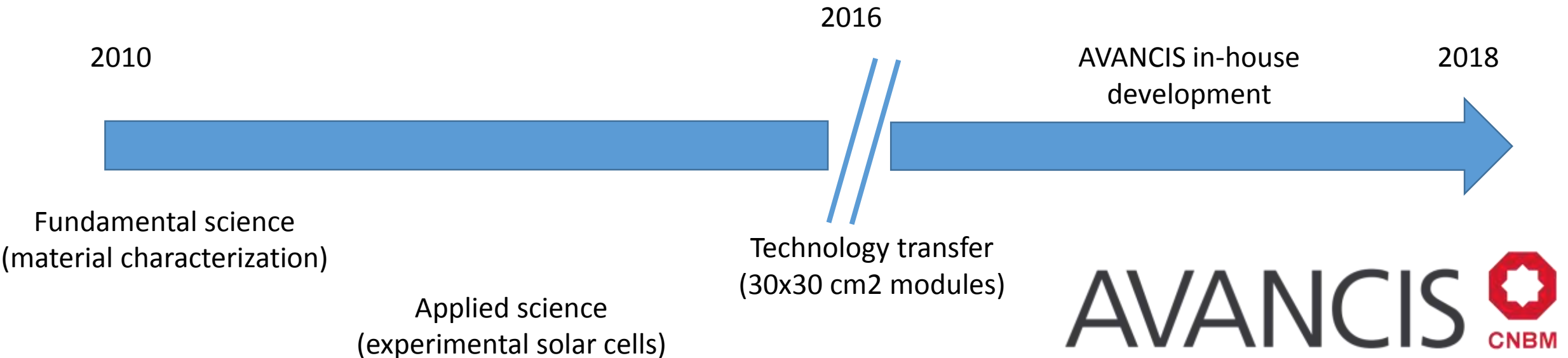


SOLAYER

Example 1: Dry Cd-free buffer for CIGS_{Se}



- Substitution of CdS or In_xS_y/i-layer stack by a single sputtered Zn(O,S) layer to avoid toxic materials, reduce process complexity, and fabrication cost.



- Reactive sputtering (ZnS target) in CISSY System (2.5x2.5 cm²)
 - Optical, structural and surface properties ZnO => ZnS
 - Band alignment to CIGSSe
 - First small area cell
- Sputtering from mixed target (5x5 cm², static substrate)
 - Successful tests on industry absorbers
 - Efficiency potential demonstrated on HZB lab-scale absorber
 - First mini-modules
- Scaling up (inline 30x30 cm², moving substrate)
- Technology transfer

Phys. Status Solidi RRL 4 (2010) 109

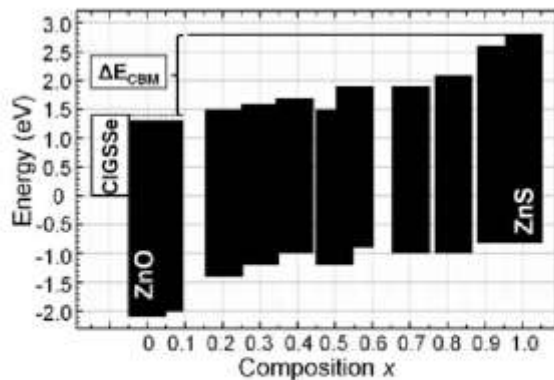
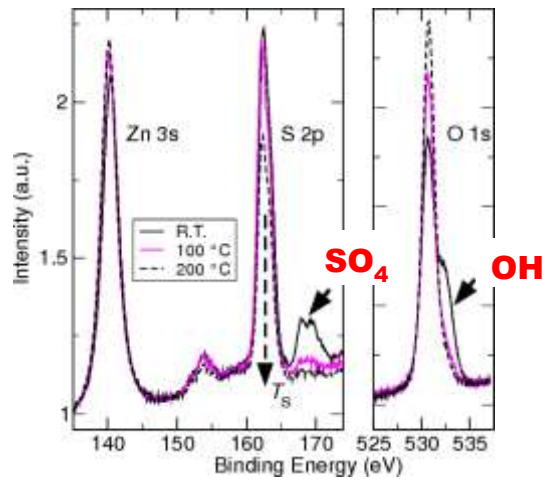
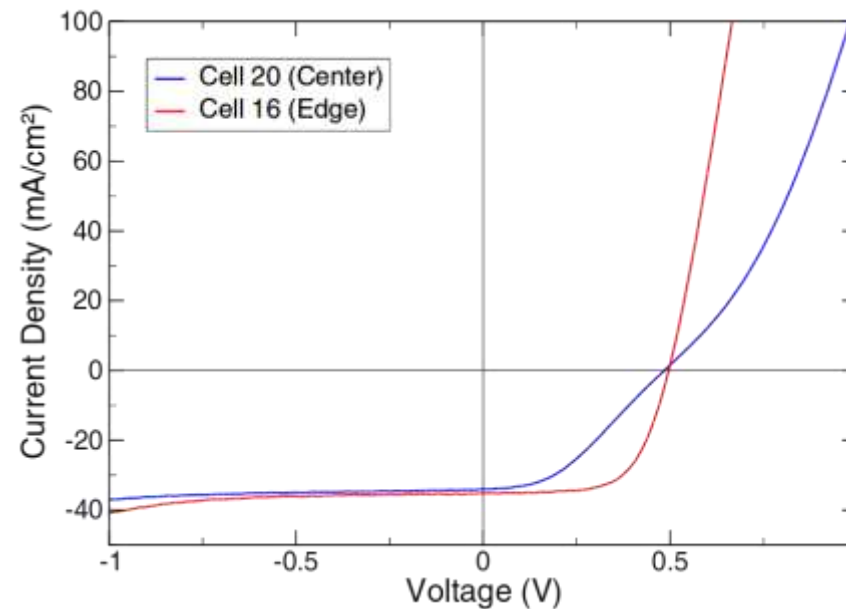


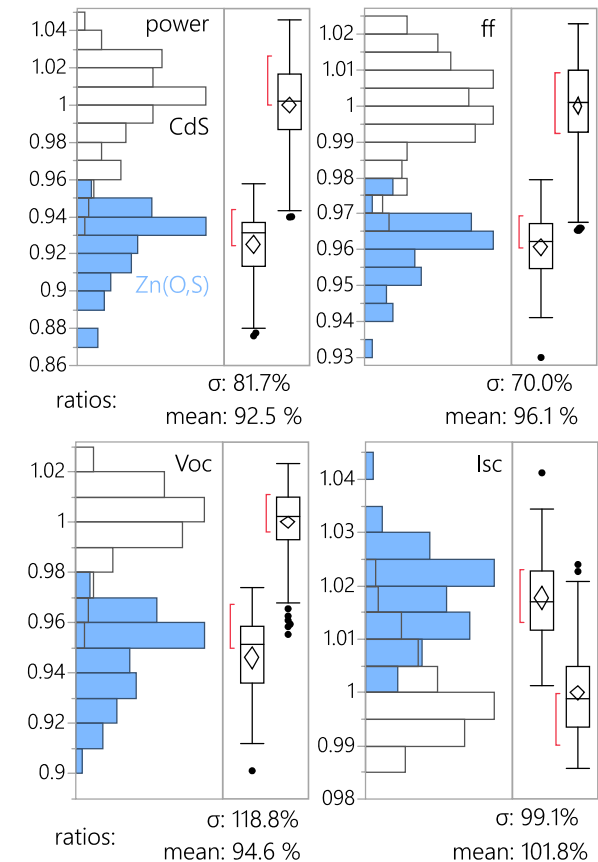
Figure 2 Schematic flat band diagram of the studied $\text{Cu}(\text{In,Ga})(\text{Se,S})_2/\text{ZnS}_x\text{O}_{1-x}$ heterojunctions as a function of composition x of the reactively sputtered $\text{ZnS}_x\text{O}_{1-x}$.

Phys. Status Solidi RRL 6 (2012) 294



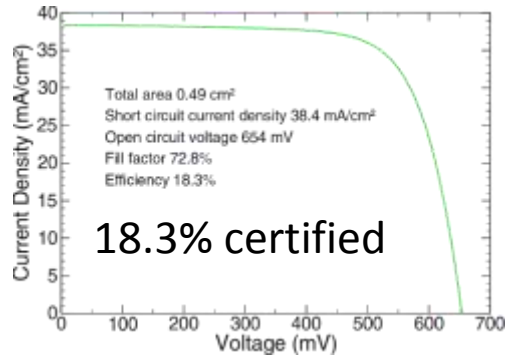
- Process window
- Statistical evaluation

A. Wachau (Bosch) *et al.*, Prog. Photovolt: Res. Appl. 25 (2017) 696



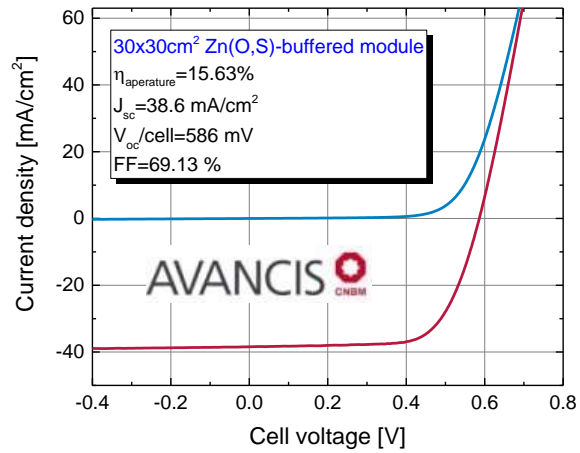
Example 1: Dry Cd-free buffer for CIGSSe

All layers HZB – 0.5 cm²



Prog. Photovolt: Res. Appl. **22** (2013) 161

Buffer HZB; absorber & TCO AVANCIS

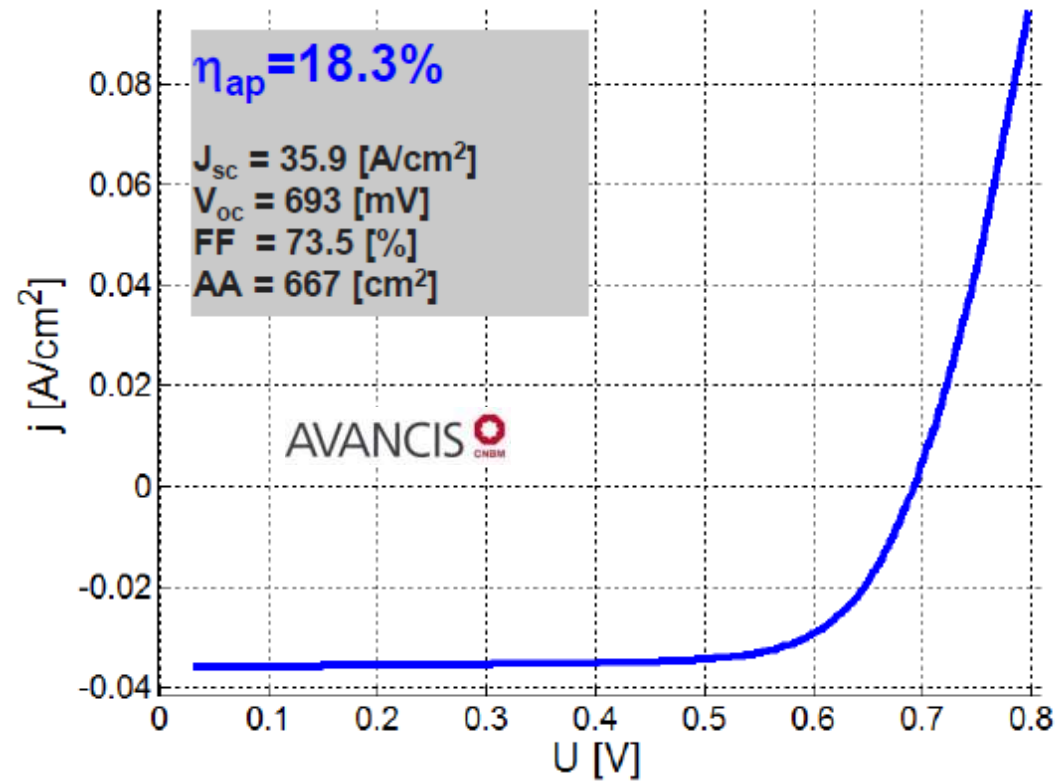


M. Algasinger (AVANCIS) *et al.*,
Thin Solid Films **633** (2017) 231


All layers AVANCIS – 667 cm²

AVANCIS in-house development

Sputtered-Zn(O,S) buffer layers in CIGS modules at 18% efficiency.
35th EU PVSEC, 24th-28th September, 2018, Brussels.



Example 2: Chalcogenization of metallic precursors

- ACCESS project  – Fast sequential preparation of CIGS_{Se} by chalcogenization of metal precursors using Se/S/H₂S (no H₂Se) at ambient pressure.
- Reduce CapEx



Partnering
research institute:



External observer
& consulting:



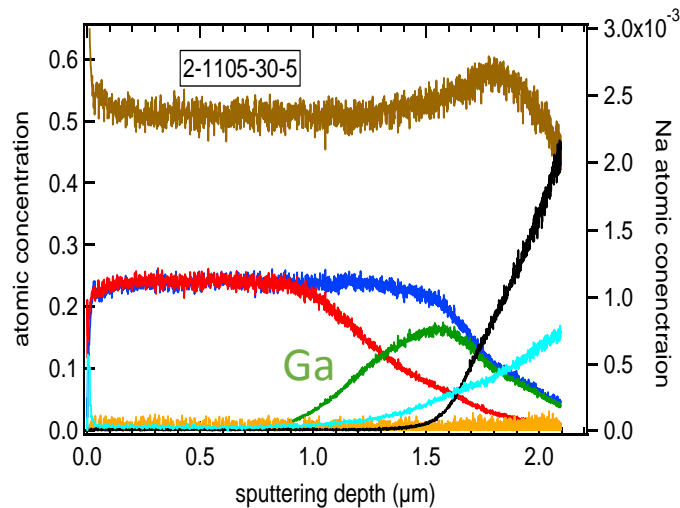
SMIT Thermal Solutions atmospheric
chalcogenization in-line machine.



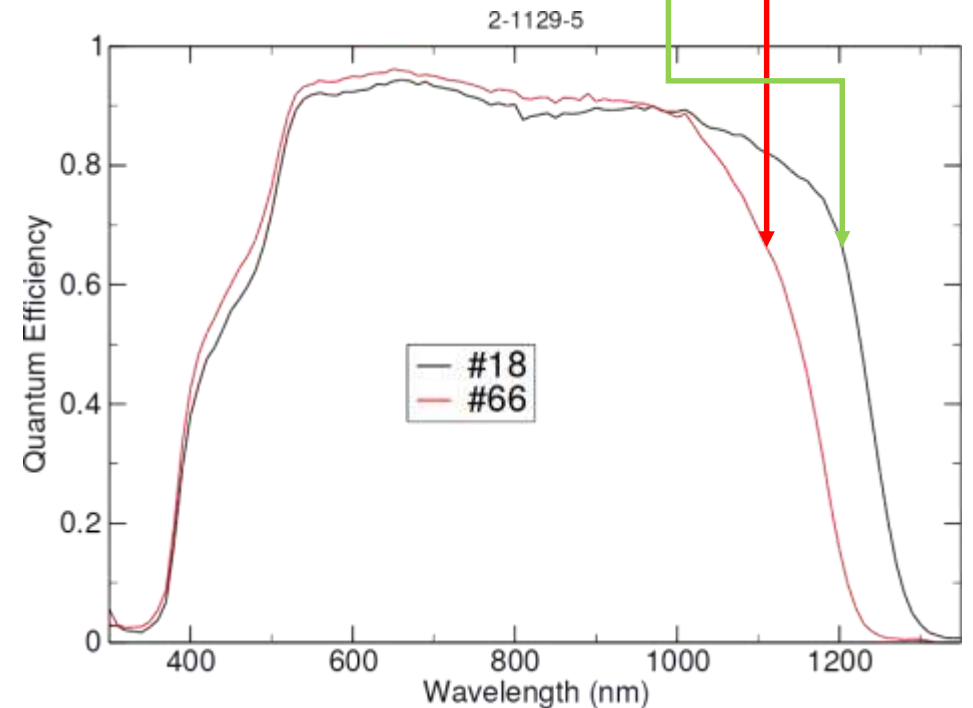
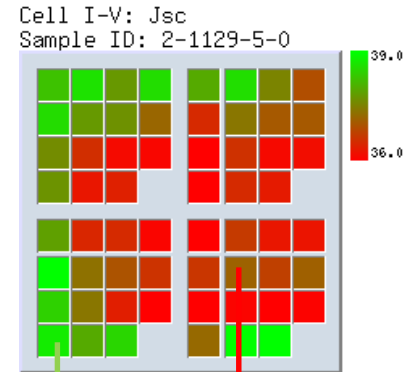
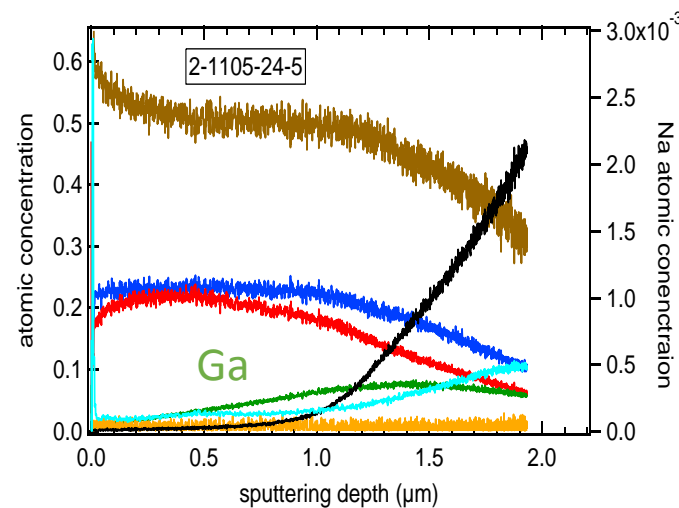
MBE Komponenten selenium plasma source.

- Industrial process development issues
 - Process compatibility
 - Compositional depth profile
 - Band gap depends on Ga/(Ga+In) and S/(S+Se) ratios
 - Homogeneity

Zone 4 cracker @ 600°



Zone 4 cracker @ 420°

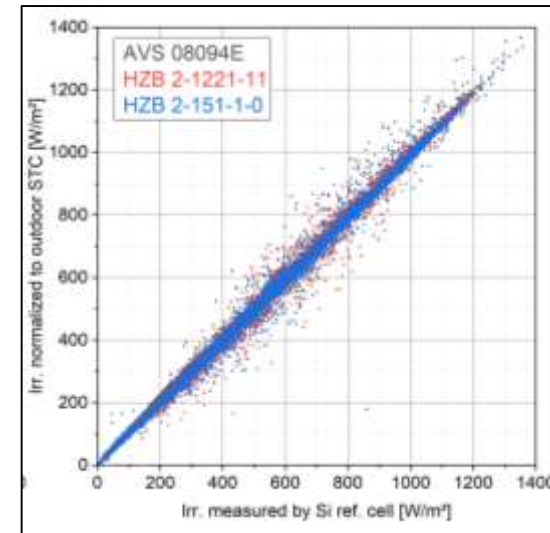


Example 3: Outdoor Testing

MyCIGS project



AVANCIS  CNBM



- PVcomB is an institute with a wide experience in CIGSSe research and industry collaboration
- All processes available on at least 30x30 cm²
- PVcomB is able to characterize materials, solar cells, and solar modules with a wide variety of techniques
- Several frameworks for cooperation with industry, suitable for:
 - Joint development
 - Feasibility studies
 - Trouble shooting